



National Marine Manufacturers Association

nmma.org

ECONOMIC SIGNIFICANCE OF RECREATIONAL BOATING IN WEST VIRGINIA



TOTAL ANNUAL ECONOMIC IMPACT OF RECREATIONAL BOATING:

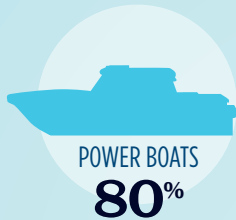
\$471.9 MILLION

Number of Recreational Boats*	55,910
Recreational Boating Industry Businesses	75
Total Jobs	3,709
Annual Recreational Boating-Related Spending	\$200.8 MILLION

RECREATIONAL BOATS IN WEST VIRGINIA

TOTAL BOATS* ▶ **55,910**

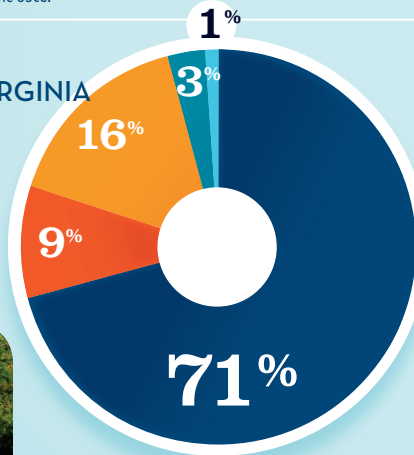
REGISTERED BOATS	55,910
Power boats	44,701
PWCs	5,011
Sailboats	214
Other Boats	5,984
HOUSEHOLDS PER BOAT	13.7



* Total boats are registered boats as reported by states to the USCG.

RECREATIONAL BOATING CREATES JOBS IN WEST VIRGINIA

TOTAL BOATING JOBS	811
Boat Building	8
Motor / Engine Mfgr.	22
Accessory / Supplies Mfgr.	135
Dealers / Wholesalers	71
Boat Services	575

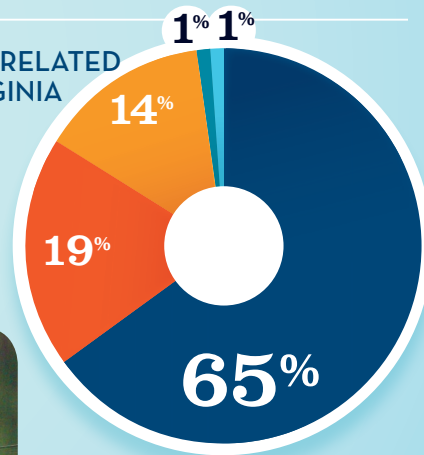


● BOAT BUILDING ● DLRS/WHOLESALEERS
● MOTOR/ENG. MFGR. ● BOAT SERVICES
● ACC./SUPPLIES MFGR.



RECREATIONAL BOATING-RELATED BUSINESSES IN WEST VIRGINIA

TOTAL BUSINESSES	75
Boat Building	1
Motor / Engine Mfgr.	1
Accessory / Supplies Mfgr.	10
Dealers / Wholesalers	14
Boat Services	49

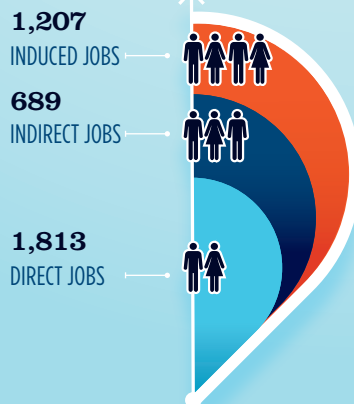


● BOAT BUILDING ● DLRS/WHOLESALEERS
● MOTOR/ENG. MFGR. ● BOAT SERVICES
● ACC./SUPPLIES MFGR.



ESTIMATED JOBS IMPACT OF RECREATIONAL BOATING-RELATED SPENDING IN WEST VIRGINIA

EST. TOTAL JOBS	3,709
EST. TOTAL LABOR INCOME	\$153.4 MILLIONS
Est. Direct Income	\$62.0
Est. Indirect Income	\$38.6
Est. Induced Income	\$52.8



RECREATIONAL BOATING INDUSTRY SALES IN WEST VIRGINIA

Boat Building	\$2.1	\$2.1 MILLION
Motor / Engine Mfgr.	\$12.9	\$12.9 MILLION
Accessory / Supplies Mfgr.	\$34.0	\$34.0 MILLION
TOTAL MFG. SALES	\$49.0	
Dealers / Wholesalers	\$35.4	\$35.4 MILLION
Boat Services	\$230.8	\$230.8 MILLION
TOTAL RETAIL & SERVICES SALES	\$266.2	

● BOAT BUILDING ● DLRS/WHOLESALEERS
● MOTOR/ENG. MFGR. ● BOAT SERVICES
● ACC./SUPPLIES MFGR.